

Local Market Update – February 2025

A Research Tool Provided by the New Hampshire REALTORS®

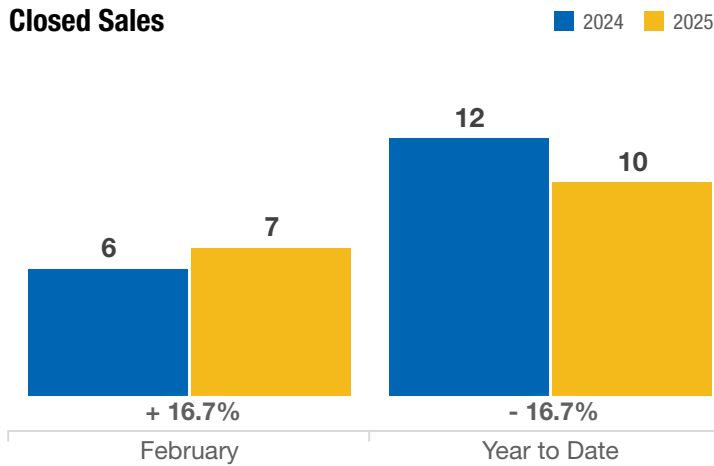


Meredith

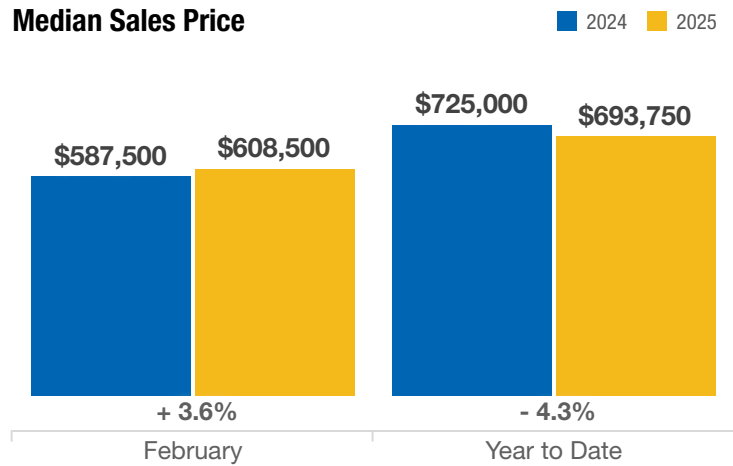
Single Family Residence Key Metrics	February			Year to Date		
	2024	2025	% Change	Thru 2-2024	Thru 2-2025	% Change
Closed Sales	6	7	+ 16.7%	12	10	- 16.7%
Median Sales Price*	\$587,500	\$608,500	+ 3.6%	\$725,000	\$693,750	- 4.3%
Median List Price	\$1,472,500	\$537,500	- 63.5%	\$999,500	\$650,000	- 35.0%
Volume of Closed Sales	\$3,605,000	\$6,097,500	+ 69.1%	\$13,507,000	\$12,922,500	- 4.3%
Days on Market Until Sale	44	40	- 9.1%	47	41	- 12.8%
Pending Sales	4	8	+ 100.0%	7	10	+ 42.9%
Months Supply of Inventory	2.4	2.0	- 16.7%	—	—	—
New Listings	6	8	+ 33.3%	14	15	+ 7.1%
Inventory of Homes for Sale	17	16	- 5.9%	—	—	—
Percent of Original List Price Received*	92.2%	91.8%	- 0.4%	91.0%	92.1%	+ 1.2%

* Does not account for sale concessions and/or downpayment assistance. | Percent changes are calculated using rounded figures and can sometimes look extreme due to small sample size.

Closed Sales

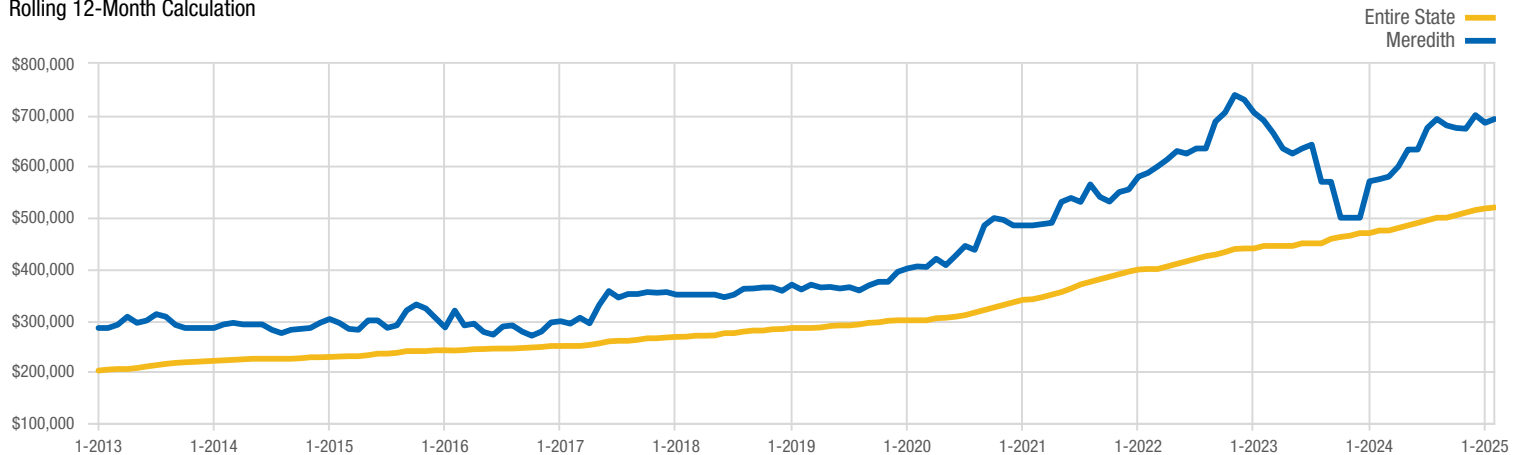


Median Sales Price



Median Sales Price - Single Family Residence

Rolling 12-Month Calculation



A rolling 12-month calculation represents the current month and the 11 months prior in a single data point. If no activity occurred during a month, the line extends to the next available data point.